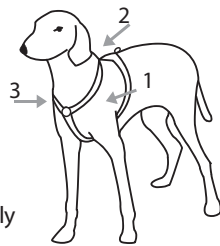
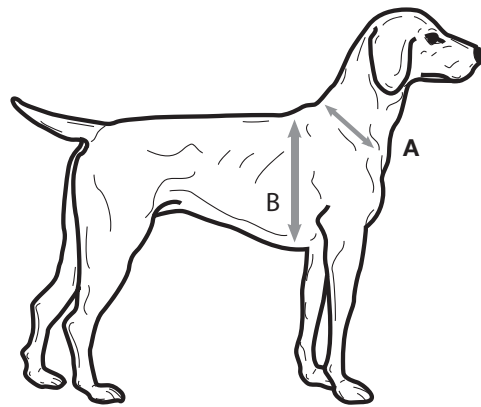



INSTRUCTIONS

1. Unfasten buckles on girth and neck
2. Position D-ring at top of dog's shoulders
3. Fasten neck and chest straps to fit snugly but not too tightly



Side View



Sizing Guide:

- (A) Measure neck circumference.
- (B) Measure the broadest part of the chest.

If the measurement is between sizes or if your pet has a stouter build, select a harness one size larger for a proper fit.