




MOTOR REMOVAL STEPS



1) Unplug dryer from powersource. Remove the screws on the motor shell and remove the shell.


2) Unplug the red, white, and yellow wires from the capacitor of the motor with a screwdriver.



3) Cut the black and green wires on the motor.




4) Remove the screws holding the motor in place, and the motor can be removed.

MOTOR ASSEMBLY STEPS




Fix the motor to the bracket with screws and thread the wires through the holes in the shell for fixing.

2) Plug the red wire into position 1 of the capacitor. Plug the yellow wire into position 2 of the capacitor. Plug the white wire into position 3 of the capacitor.



3) Connect the blue power cord with the cut blue cord on the motor, and tape them with black electrically insulating tape. Connect the black power cord with the cut black cord on the motor, and tape them with black electrically insulating tape.

4) Screw the black capacitor in the original position on the panel.



5) Assemble the motor shell.

LIMITED WARRANTY

This Master Equipment® ProDri™ System Mini Motor is warranted against defective material or workmanship for one year from the date of purchase. Any Master Equipment® product that is determined to be defective in material or workmanship during the warranty period will be replaced without cost to the purchaser for parts or labor. Please contact Boss Pet Products Customer Service at 1-800-638-5754 regarding any defective product. Boss Pet Products will not be liable under this warranty for any defect, failure or malfunction of this product caused by normal wear, abuse, misuse, unauthorized adjustments or repairs. Boss Pet Products will not be liable for any incidental or consequential damages of any type. Any implied warranty is limited to the one-year period provided in this express warranty. Some states do not allow limitations on how long an implied warranty lasts or exclusion or limitation of incidental or consequential damages, so the above limitations or exclusions may not apply to you. Warranty is void if product has been modified in any manner, repaired by anyone other than Boss Pet Products or has been subject to unreasonable use. Warranty is valid in the United States.

Date Purchase: _____

bpp
boss.pet.products.

Manufactured for
© Boss Pet Products, Inc., Danvers, MA 01923
Made in China

TP9033 99 Master Equipment®
ProDri™ System Mini Motor