


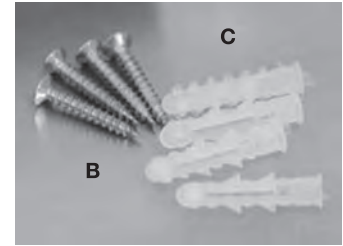



Parts List

- (A) Wall Bracket (1)
- (B) M8 Screws (4)
- (C) Plastic Anchors (4)

Tools Needed

- Pencil or Marking Tool 
- Drill and 6mm bit 
- Hammer 



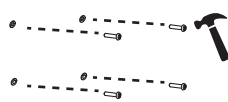
- 1). Mark position of the screw holes on the wall using the bracket as a template.




- 2). Drill holes into the wall using a 6mm drill bit




- 3). If the drill holes are not into a wall stud, insert the plastic anchors into the holes. Gently tap anchors into place so the anchors are securely inserted into wall.



- 4). Screw bracket onto the wall using M8 screws.



- 5). Hang the TP9010 Master Equipment PowerDri System Canister Dryer with the nozzle pointing down.



- 6). Insert the front legs of the dryer into the bottom groove of the bracket.

- 7). Slide top retainer bracket down over the rear legs and tighten bracket to secure the dryer.

CARE INSTRUCTIONS

1. Clean and sterilize bracket between uses.

SAFETY WARNING

1. Use only as described in this manual. Use only manufacturer's recommended attachments.
2. This product is not intended for use by persons (including children) with reduced physical, sensory or mental capabilities, or lack of experience and knowledge, unless they have been given supervision or instruction concerning use of the product by a person responsible for their safety. Children should be supervised to ensure that they do not play with the product.
3. DO NOT modify, disassemble or repair.
4. Avoid using the product in dusty, vibrating and wet environment and in chemical storage place.

LIMITED WARRANTY

This Master Equipment® PowerDri™ System Wall Mounting Bracket for TP9010 Dryers is warranted against defective material or workmanship for one year from the date of purchase. Any Master Equipment® product that is determined to be defective in material or workmanship during the warranty period will be replaced without cost to the purchaser for parts or labor. Please contact Boss Pet Products Customer Service at 1-800-638-5754 regarding any defective product. Boss Pet Products will not be liable under this warranty for any defect, failure or malfunction of this product caused by normal wear, abuse, misuse, unauthorized adjustments or repairs. Boss Pet Products will not be liable for any incidental or consequential damages of any type. Any implied warranty is limited to the one-year period provided in this express warranty. Some states do not allow limitations on how long an implied warranty lasts or exclusion or limitation of incidental or consequential damages, so the above limitations or exclusions may not apply to you. Warranty is void if product has been modified in any manner, repaired by anyone other than Boss Pet Products or has been subject to unreasonable use. Warranty is valid in the United States.

Date Purchase: _____



Manufactured for

© Boss Pet Products, Inc., Danvers, MA 01923
MADE IN CHINA

TP9012 87 Master Equipment PowerDri® System
Wall Mounting Bracket for TP9010 Dryers