



RADIANCE LED ELECTRIC GROOMING TABLE

Model #TP0829 47 87




Grooming Table Configuration		
No.	Item No.	Qty
①	table frame	1
②	glass top	1
③	linear actuator	1
④	transformer	1
⑤	foot pedal	1
⑥	lighting control panel	1
⑦	LED board	1
⑧	tool hooks	3
⑨	electric & USB ports	4
⑩	locking drawer	1

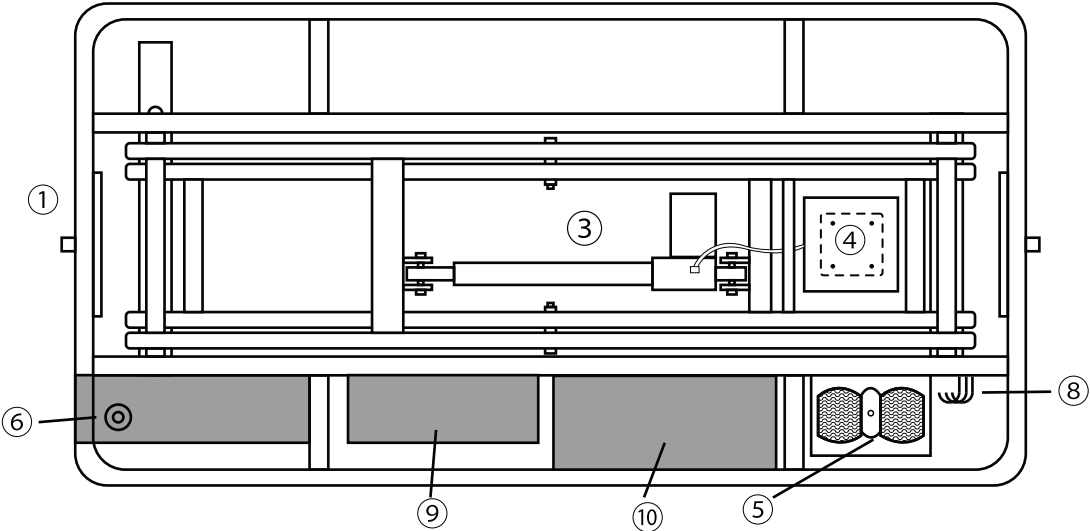
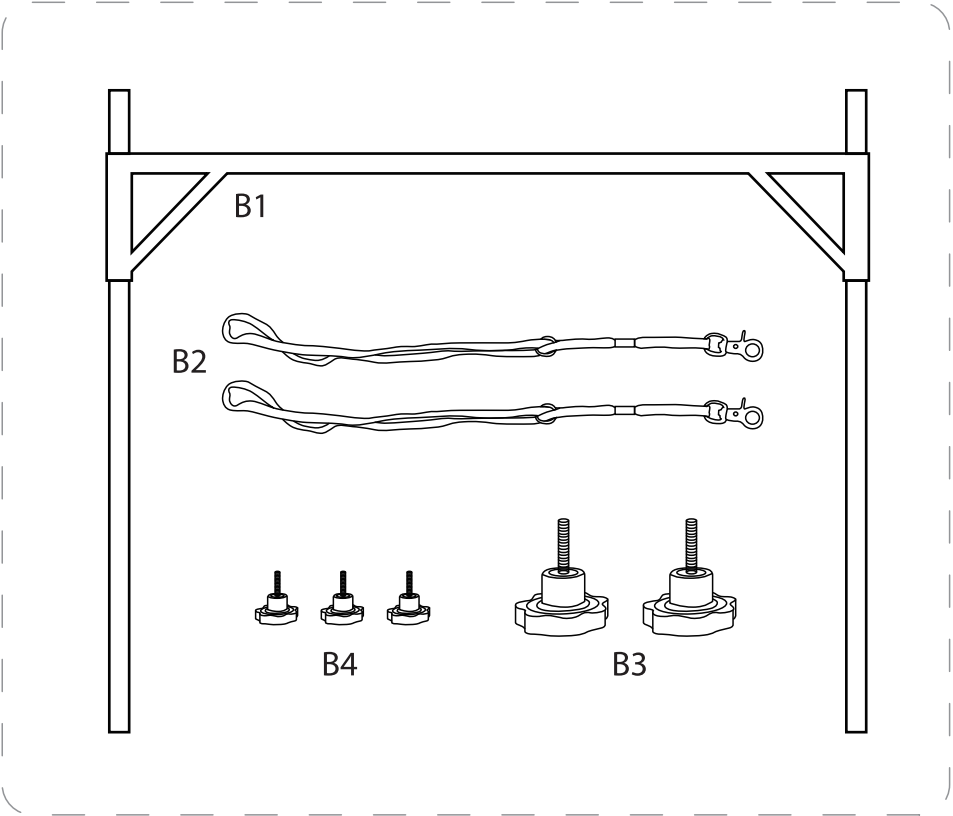
B grooming arm configuration		
No.	Item No.	Qty
B1	over-head grooming arm	1
B2	black harness	2
B3	large screw	2
B4	small arm screw	3



②




⑦



Accessories Installation & Instructions

Cable installation

Plug the cable socket into the transformer and then plug in.



Use of foot pedals



Step on the Left Foot Pedal to raise the table to the desired height.




Step on the Right Foot Pedal to lower the table to the desired height.

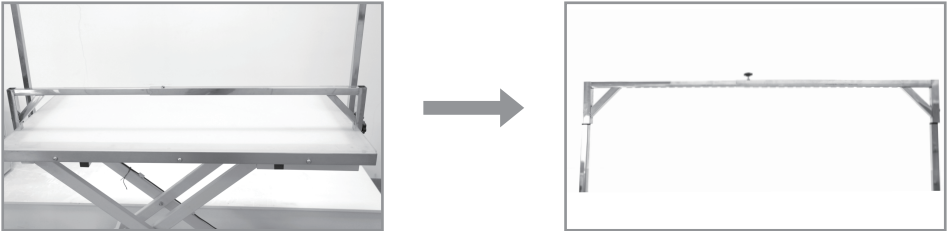
Accessories Installation Instruction

Over-head grooming arm installation

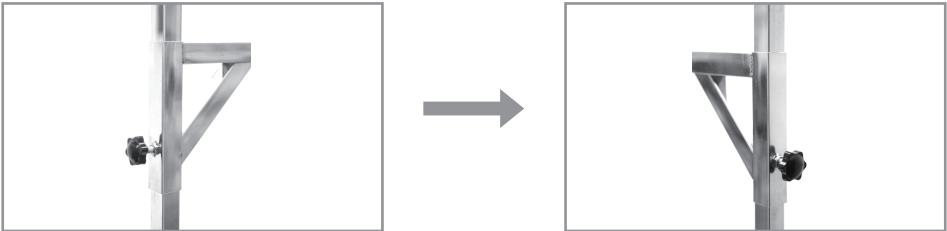
Keep both ends of the arm level consistent, insert it into both sides of the table frame at the same time. Then lock the large screw.



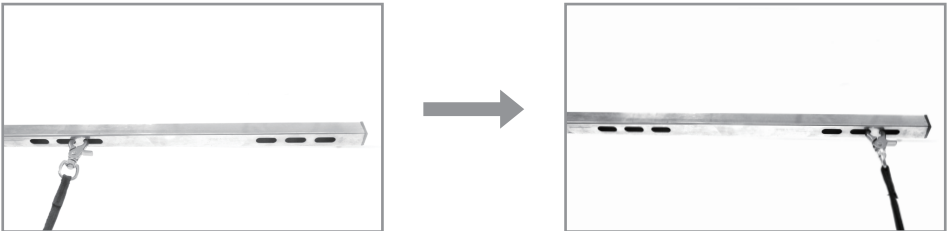
Stretch the two-section horizontal arm, so that the holes at both ends are unified with the vertical arm on both sides.



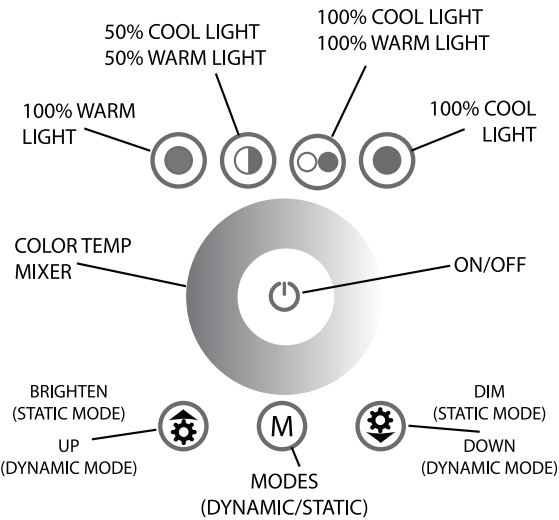
Keep the horizontal arm level consistent, then insert it into both sides of the vertical arm and lock the small screw.



Buckle harness to different hole position as per your needs.



Lighting Control Panel Instructions



No.	MODES	REMARK
1	2 colors alternate and gradient	Flash speed adjustable
2	2 colors gradient	
3	2 lights gradient	
4	Cold light gradient	
5	Warm light gradient	
6	2 color flickering	
7	Cold light flashing	
8	Warm light flashing	
9	100% warm light	
10	50% warm light +50% cold light	Light brightness adjustable
11	100% warm light +100% cold light	
12	100% cold light	

- Static Mode (increase brightness)**
During **Static Mode**, press the key continuously to increase the brightness. There are 256 levels total. When maximum brightness is reached, the key is invalid.
- Dynamic Mode (increase flashing speeds)**
During **Dynamic Mode** 1-8, press once to speed up 1 level. There are 10 levels total. When maximum speed is reached, the key is invalid.
- Static Mode (dim brightness)**
During **Static Mode**, press the key continuously to decrease the brightness. There are 256 levels total. When minimum brightness is reached, the key is invalid.
- Dynamic Mode (decrease flashing speeds)**
During **Dynamic Mode** 1-8, press once to slow down 1 level. There are 10 levels total. When minimum speed is reached, the key is invalid.