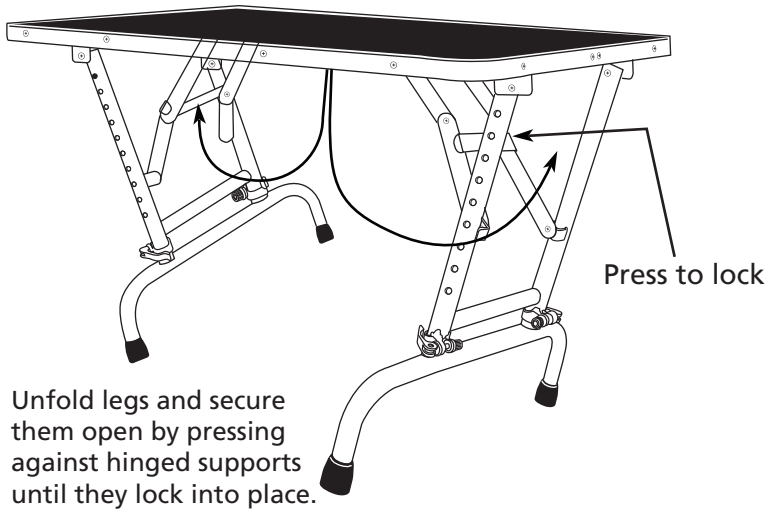
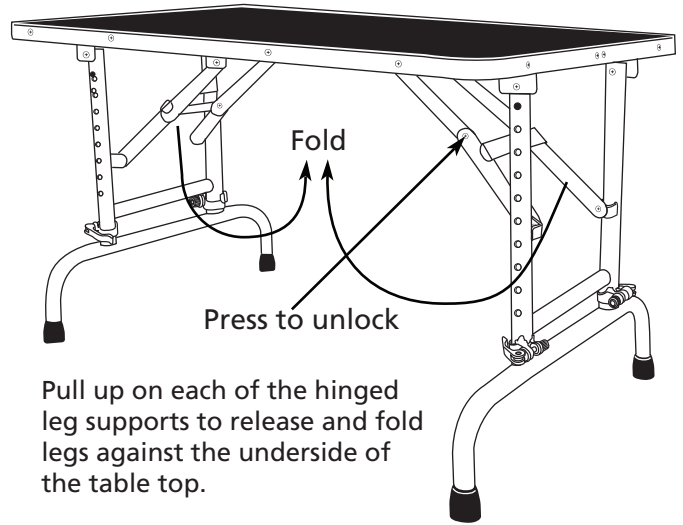


Assembly and Disassembly

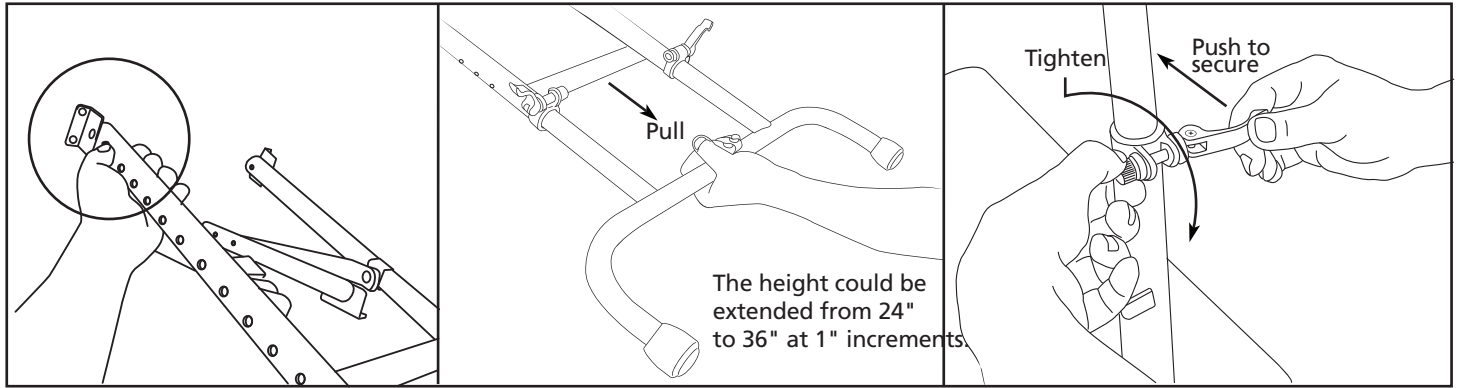


Unfold legs and secure them open by pressing against hinged supports until they lock into place.



Pull up on each of the hinged leg supports to release and fold legs against the underside of the table top.

To Adjust Height:



Depress locking pin on outside of leg to release

Grasp leg base and pull to extend leg to desired height. Make sure locking pin is secured in on the length adjustment holes.

Fasten legs in place by tightening tension screws on the locking clamps at the base of each leg and push clamp lever down to secure.

LIMITED WARRANTY

This Master Equipment® Adjustable Height Grooming Table is warranted against defective material or workmanship for one year from the date of purchase. Any Master Equipment® product that is determined to be defective in material or workmanship during the warranty period will be replaced without cost to the purchaser for parts or labor. Please contact Boss Pet Products Customer Service at 1-800-638-5754 regarding any defective product. Boss Pet Products will not be liable under this warranty for any defect, failure or malfunction of this product caused by normal wear, abuse, misuse, unauthorized adjustments or repairs. Boss Pet Products will not be liable for any incidental or consequential damages of any type. Any implied warranty is limited to the one-year period provided in this express warranty. Some states do not allow limitations on how long an implied warranty lasts or exclusion or limitation of incidental or consequential damages, so the above limitations or exclusions may not apply to you. Warranty is void if product has been modified in any manner, repaired by anyone other than Boss Pet Products or has been subject to unreasonable use. Warranty is valid in the United States.

Date Purchase: _____