



TOTAL PET HEALTH

TP0901 Stainless Steel Vet Scale



Stainless Steel Vet Scale

User Manual

1. Safety Precautions	1
2. Features	2
3. Product Package.....	2
4. Display and Keyboard.....	3
5. Basic Function Operation.....	4
5.1 Zero	4
5.2 Tare	4
5.3 Units	4
5.4 Net/Gross.....	4

Introduction

This manual contains operation and maintenance instructions for the scale.

Please read this manual completely before installation and operation.

1. *Safety Precautions*

- ☐ Please turn off power before installing or disassembling.
- ☐ Before usage, please verify that the input voltage range printed on the data label matches the local AC power adaptor.
- ☐ For safety reasons, please make sure that the power cord does not pose a potential obstacle or tripping hazard.
- ☐ Operate the scale only under the ambient conditions specified.
- ☐ Don't operate the scale in hazardous or unstable environments.
- ☐ Don't immerse the scale in water or other liquids.
- ☐ Don't place the indicator near heater or direct sunlight.
- ☐ Please keep the scale away from other electromagnetic-generating devices. This may interfere with accurate reading.
- ☐ Please confirm that the electrodes “+” and “-” are on the right position.







2. *Features*

- ☐ Large LCD display with LED backlight.
- ☐ Kilogram (kg) and pound (lb) weighing modes available.
- ☐ Both quick-weighing mode and simple counting (Pcs) modes available.
- ☐ Net / Gross switching and indication.
- ☐ Hold function and indication.
- ☐ Low-power indication and auto power off.
- ☐ Check weighing mode HI/LO/OK and status indication.
- ☐ Full-range tare.
- ☐ Power Source: Adaptor DC 9V 500mA

3. *Product Package*

- ☐ Scale
- ☐ AC adaptor
- ☐ User manual

4. Display and keyboard

	OFF key: Turns off the indicator.
	UNITS key: Switches the weight unit. Switch between the weighing mode and the counting mode.
	ACCUMULATION key: Calculates the sum of the weight of multiple objects. This function can provide the sum for up to 9999 objects.
	NET/GROSS key: Allows you to see gross and net weight when the scale is on "Tare" status. All other keys will be disabled when gross weight is activated.
	ACCUMULATION RECALL/CLEAR Key: Press and hold for 3 seconds to redisplay the accumulated value first and then clear the accumulated value.
	ON/ZERO/TARE Key: Turns on the indicator. The scale will read 0.00 when powered up completely. Zero range: $\pm 2\%$ of full scale.

5. Basic Function Operation

5.1 Zero

When the scale is on without any object on the weigh pan, press the **ZERO** key to obtain a zero reading. The indication symbol ▼ will appear over **ZERO**.

Zero range: +/- 2% full scale.

5.2 Tare

Place the container on the weigh pan. After it's stable, press the **TARE** key to deduct the weight value of the container.

Place the object in the container. The scale will show the net weight value of the object.

Remove the container and weighing object. The display shows the negative weight value of the container. Press the **TARE** key to clear the weight value of the container.

5.3 Units

Press the **UNITS** key to select kilogram (kg) or pound (lb).

When the scale is powered on again, it displays the previous active unit.

5.4 Net / Gross

Press the **Net / Gross** key to switch the net or gross weight value.

The indicator symbol ▼ will appear on the display over the selected value.

Limited Warranty:

This Total Pet Health™ product is warranted against defective material or workmanship for one year from the date of purchase. Please contact PetEdge Customer Service at 1-800-638-5754 regarding any defective product. PetEdge will not be liable under this warranty for any defect, failure, or malfunction of this product caused by normal wear, abuse, misuse, or unauthorized adjustments or repairs. PetEdge will not be liable for any incidental or consequential damages of any type. Any implied warranty is limited to the one-year period provided in this express warranty. Some states do not allow limitations on how long an implied warranty lasts or exclusion or limitation of incidental or consequential damages, so the above limitations or exclusions may not apply to you. Warranty is void if product has been modified in any manner, repaired by anyone other than PetEdge, or subjected to unreasonable use. Warranty is valid in the United States.



Manufactured for
© Boss Pet Products, Inc.
Danvers, MA 01923
MADE IN CHINA