



The Kit includes:

- (A) Blower/Fan Adapter (1)
- (B) 8 Foot Hoses (3)
- (C) Airflow Adjustment Doors (3)
- (D) Hose Clamps (6)




1) Clamp Blower Fan Adapter (A) to front of the dryer. Make sure screws on the side of the Blower Fan Adapter are securely locked.



2) Attach each Hose (B) to the Blower Fan Adapter (A) using the Hose Clamps (D). Tighten Hose Clamps (D) with a flat head screwdriver (not included).



3) At the other end of each Hose (B), attach the Airflow Adjustment Doors (C) using the remaining Hose Clamps (D).



4) Use the cage hangers on the Airflow Adjustment Doors (C) to place each Hose on a desired cage.



Shown with TP143003 Master Equipment™ Blue Force Cage Dryer

LIMITED WARRANTY

This Master Equipment™ Cage Dryer Accessory Kit is warranted against defective material or workmanship for one year from the date of purchase. Any Master Equipment product that is determined to be defective in material or workmanship during the warranty period will be replaced without cost to the purchaser for parts or labor. Please contact PetEdge Customer Service at 1-800-638-5754 regarding any defective product. PetEdge will not be liable under this warranty for any defect, failure or malfunction of this product caused by normal wear, abuse, misuse, unauthorized adjustments or repairs. PetEdge will not be liable for any incidental or consequential damages of any type. Any implied warranty is limited to the one-year period provided in this express warranty. Some states do not allow limitations on how long an implied warranty lasts or exclusion or limitation of incidental or consequential damages, so the above limitations or exclusions may not apply to you. Warranty is void if product has been modified in any manner, repaired by anyone other than PetEdge or has been subject to unreasonable use. Warranty is valid in the United States.

Date Purchased: _____